



Dear EMS ISD teacher,

Please use these directions to get into the Eduphoria courses (below) or to upload your certificate into Eduphoria (page 4).

Thank you,

Lori Mabry and Meg Farley

Getting into the Eduphoria course:

A screenshot of the Eduphoria Workshop interface. On the left is a vertical navigation menu with three buttons: "Workshop", "Instructor/Author", and "Manage". The "Workshop" button is selected. The main content area is titled "Registration & Portfolio" and contains two options: "Course Registration" and "My Portfolio". An orange arrow points from the text "Click on My Portfolio" to the "My Portfolio" option. Below the navigation menu, the main content area has a header "Select an icon to view professional development oppor...". Underneath, there is a section titled "I am registered for..." which lists three items: "FLEXIBLE SESSION: K-12th Taste of Techno (Repeated August 8 and 9) June 19, 2018 at 8:30 AM", "GT Independent Book Study Summer 2017 June 1, 2017 at 1:40 PM", and "2018-19 GT UPDATE (K-12) June 5, 2018 at 2:06 PM". Below this is a section titled "View Courses By Date & Time" with a sub-section "Upcoming Courses" and the text "List of all courses scheduled in the future.".

Workshop

Registration & Portfolio

- Course Registration
- My Portfolio

Workshop

Instructor/Author

Manage

My Portfolio

Portfolio Summary

Certifications

- Elementary Generalist
Lifetime Status
- English as a Second Language
Expires June 2014
- Gifted and Talented
Expires June 2015

June 2018 to May 2019

- FLEXIBLE SESSION: 3rd-5th Social Studies (Repeated August 9)
June 20, 2018
- FLEXIBLE SESSION: K-12th Taste of Technology (Repeated August 8 and 9)
June 19, 2018
- 2018-19 GT UPDATE (K-12)**
June 5, 2018

June 2017 to May 2018

June 2016 to May 2017

Click on the Course title

Workshop

Registration & Portfolio

- Course Registration
- My Portfolio

Workshop

Instructor/Author

Manage

My Portfolio

Portfolio Summary

Certifications

- Elementary Generalist
Lifetime Status
- English as a Second Language
Expires June 2014
- Gifted and Talented
Expires June 2015

June 2018 to May 2019

- FLEXIBLE SESSION: 3rd-5th Social Studies (Repeated August 9)
June 20, 2018
- FLEXIBLE SESSION: K-12th Taste of Technology (Repeated August 8 and 9)
June 19, 2018
- 2018-19 GT UPDATE (K-12)**
June 5, 2018

June 2017 to May 2018

June 2016 to May 2017

June 2015 to May 2016

June 2014 to May 2015

June 2013 to May 2014

2018-19 GT UPDATE (K-12)

This 6 hour course will count as the annually required GT update training for all pre-AP/AP teachers, GT cluster course teachers, and any teachers who have GT students in their classes. Once registered, open the course and then access the course content tab to begin the course.

Course Overview | **Course Content** | Instructor Notes | Discussion

Attendee Information

- Attendee: Meg Farley
- Enroll Date: 6/5/2018
- Course Attempts: 1

Course Credit

The following credit is given when the course is completed:

- 2018-2019 GT Update, 6 Credits
- Texas SBEC OPE, 6 Credits

Course Chapters

- Chapter I: GT Identification and Assessment in EMS ISD
- Chapter II: GT Service Design
- Chapter III: Curriculum and Instruction
- Chapter IV: Review Giftedness
- Chapter V: Earning credit for this course

Click on Course Content Tab

Click View Button

2018-19 GT UPDATE (K-12)

This 6 hour course will count as the annually required GT update training for all pre-AP/AP teachers, GT cluster course teachers, and any teachers who have GT students in their classes. Once registered, open the course and then access the course content tab to begin the course.

Course Overview | Course Content | Instructor Notes | Discussion

Chapter I: GT Identification and Assessment in EMS ISD
After completing this part of the annual update, you will be able to answer the following questions:
1) Why do we identify students as gifted and talented?
2) How do we identify students as gifted and talented? View

Chapter II: GT Service Design
In this section of the GT annual update, you will review the GT services offered in EMS ISD, including new additions this upcoming year. View

Chapter III: Curriculum and Instruction
In this chapter, you will review how the GT cluster model is used to serve GT students in elementary, middle, and high school. Then you will apply this knowledge by planning for a GT cluster class in your content area/grade level. View

Chapter IV: Review Giftedness View

Chapter V: Earning credit for this course
To earn credit, you must email Meg Farley and Jennifer Gann. They will review your work and grant credit if appropriate. When credit is granted, you will receive an email from Eduphoria. Also, your Eduphoria portfolio should reflect credit for this course after receiving that confirmation email. View

Course content pops up in a new window. It works best if you maximize this window.

Click on the different articles. The icon with the green pencil indicates a quiz.

GT Identification and Assessment

- Why identify students for...
- Quiz: Why Identify GT kid
- How do we identify stude...
- Quiz: EMS GT ID

Why identify students for gifted services?

Read the argument by Lisa Van Gemert, a GT consultant, teacher, administrator, and parent. While you are reading, record points with which you agree (and why) and points with which you disagree (and why). You will take an **assessment** after you have studied and evaluated this argument. Make sure to access the NAGC link she mentions (by using Control C to copy and Control V to paste into a browser). Repeat the same process for the Ian Byrd link as both will be on the **quiz**. You will want to take notes or print the articles to reference for the quiz.

<http://www.giftedguru.com/you-should-label-kids-as-gifted/>

8 Reasons You Should Label Kids as Gifted

OCTOBER 11, 2016 BY [LISA VAN GEMERT](#)

You should label kids as gifted if the label fits.

This is a shockingly controversial statement, and I think it is because of three reasons:

1. Bias against giftedness.
2. The ambiguity of identification.
3. Misunderstanding of or bias against the idea of "labels."

I don't find these reasons compelling, and I will share eight reasons why (in no particular order).

Why I Think You Should Label Kids as Gifted

Reason 1: It allows them to receive academic support and services.

At the bottom of each quiz, click on Score Practice Assessment.

10. True or False. In EPS ISD, we identify students for different types of educational services if data indicates they have a unique educational need. Different types of identification and corresponding services include 504, SPED, Dyslexia, ESL, and GT.

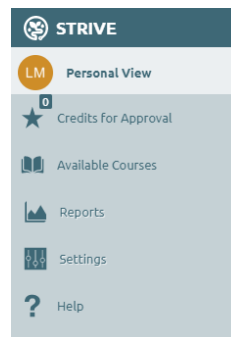
- True
- False

[Score Practice Assessment](#)

Thank you to Meg Farley for providing those directions!

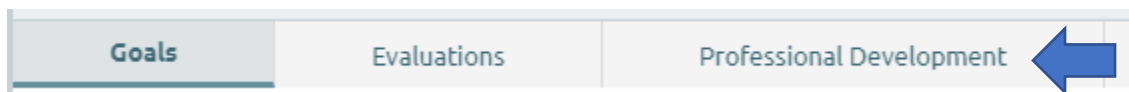
Getting your certificate into Eduphoria:

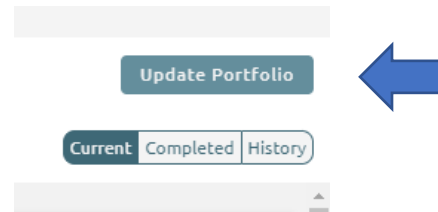
- 1 – Make sure that your certificate clearly states how many hours of GT credit you received for the course on the certificate. (If not, go to the workshop provider and ask for assistance. Most providers will have it listed on the certificate for you.)
- 2 – Take your certificate to your school’s printer and make a digital copy of the certificate and send it to your e-mail address.
- 3 – Open your access to Eduphoria. (easiest in Chrome/Strive) (not using Strive, go to #8)
- 4 – Click on Workshop.




5 – Under the left side, click on Personal View.

6 – Click on the Professional Development tab at the top.

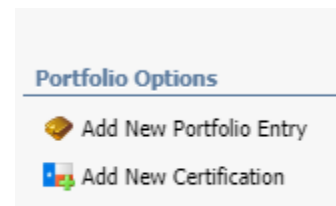




7 – Click on Update Portfolio at the top right.



8 – Click on My Portfolio at the top left.



9 – Click on Add New Portfolio Entry on the bottom left.

10 – Follow directions from the New Portfolio Entry Wizard.

A screenshot of the "New Portfolio Entry Wizard" form. The title "New Portfolio Entry Wizard" is at the top. Below it is the question "What type of entry do you want to include in your portfolio?". There are four radio button options: "Outside workshop or conference" (selected), "Request for district professional development level", "College course", and "Other".