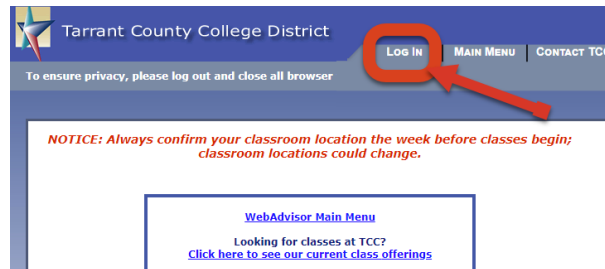


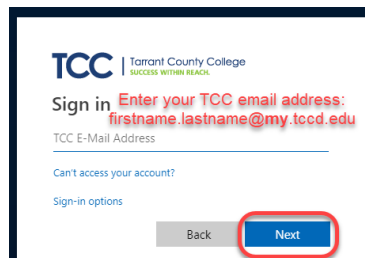
How to Login to TCC's WebAdvisor Portal

1. Go to TCC's WebAdvisor website: wa.tccd.edu and click log in:




2. Log in with **your TCC email address**, which can be found in your welcome email from TCC, and your **default password**.

Note: Your TCC email address is likely your firstname.lastname@my.tccd.edu. If you have a more common name, your username may include three numbers after your last name.



- Your default password is: **Tcc** + your **7-digit TCC student ID number** + your **6-digit date of birth**. For example, if your TCC ID # is **1234567** and your birthday is **January 1, 2001**, your TCC default password would be: **Tcc1234567010101**.

- If you can't find the welcome email you received from TCC when you applied with your TCC username, click on **Password Help** at the bottom of the main WebAdvisor screen.
- Click **What's my user name?**
- Enter your last name and EITHER your full social security number OR Colleague (TCC) ID Number. Click Submit.



- Record your TCC username for future reference.
- Now go back to the main login screen and enter your TCC Username and default password (see the instructions above for your default password).

If you are not able to log in with your TCC username and default password, you will need to contact TCC's 27/7 Technical Support at **817-515-6411**. Let them know that you are a **TCC Northwest student** who needs help resetting your password. **You will need your TCC ID Number when you call.**